

Capital Region Economic Indicator Dashboard

June 8, 2023

Lead Researchers:
Jake Polansky and Andrew Fitzgerald



Baton Rouge Area Chamber®

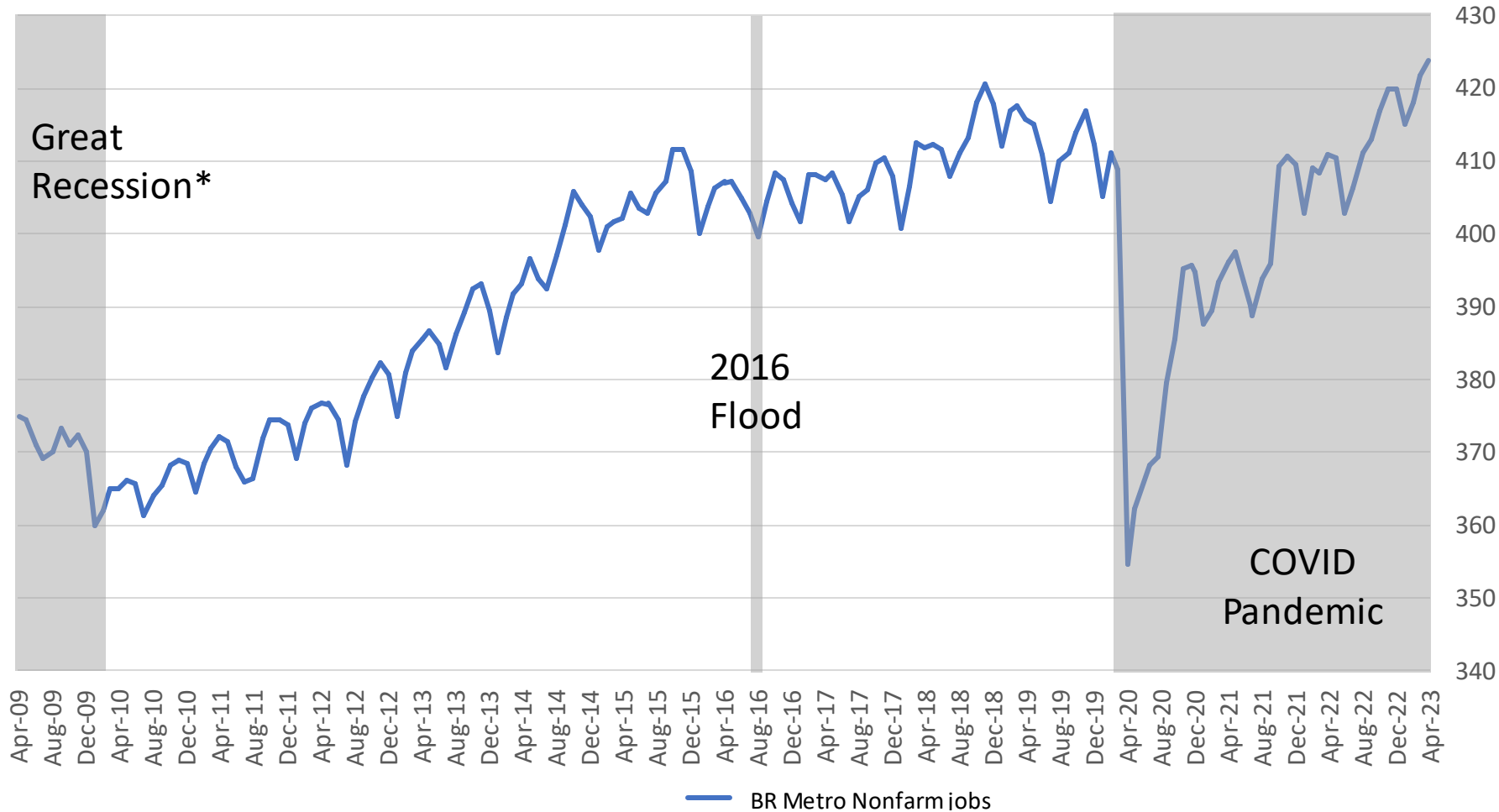
Capital Region Economic Indicator Dashboard

Key takeaways from this month's data

- April marks consecutive months of record job counts in the BR Metro (slide 3)
- Unemployment rate is tied with December '22 for the region's lowest on record (slide 6)
- Jobs in construction have grown 9.5% in the last year, reflecting the sector's strong post-pandemic rebound (slide 4)
- Baton Rouge had the highest annual percentage job growth compared to peer metros once again in April (slide 5)
- Education & Healthcare jobs reached a record-high with over 60,000 jobs (slide 4)
- Graduation weekend led to strong hotel performance in mid-May (slide 7)
- The Capital Region's housing stock is growing faster than that of Louisiana overall (slide 8)

Capital Region Economic Indicator Dashboard

For the second straight month, Baton Rouge Metro sets a jobs record



- BR Metro is up to 423,900 nonfarm jobs
- BR Metro is up 2,200 jobs over the last month, up 8,700 jobs since January
- The Capital Region's labor force and number of employed workers declined over the last month

Capital Region Economic Indicator Dashboard

The Education & Healthcare sector reached 60,000 jobs for the first time ever

Major Industries in the Capital Region

Industry	YoY Job Change	%age Change
Construction	4,500	9.5%
Professional Services	-300	-0.6%
Education & Healthcare	3,000	5.2%
Leisure & Hospitality	3,000	8.0%
Trade, Transportation & Utilities	-200	-0.3%
Manufacturing	1,900	6.6%
Government	600	0.8%

- Construction continues its post-pandemic rebound, adding 1,500 jobs in the last month and growing 9.5% in the last year
- Education & Healthcare added 600 jobs over the last month, causing it to reach a record-high
- Leisure and Hospitality jobs, despite being flat over the last month, have grown 8% in the last year
- Government jobs have been growing steadily since January

Capital Region Economic Indicator Dashboard

Baton Rouge's year-over-year job growth rivals larger peer metros like Louisville and New Orleans

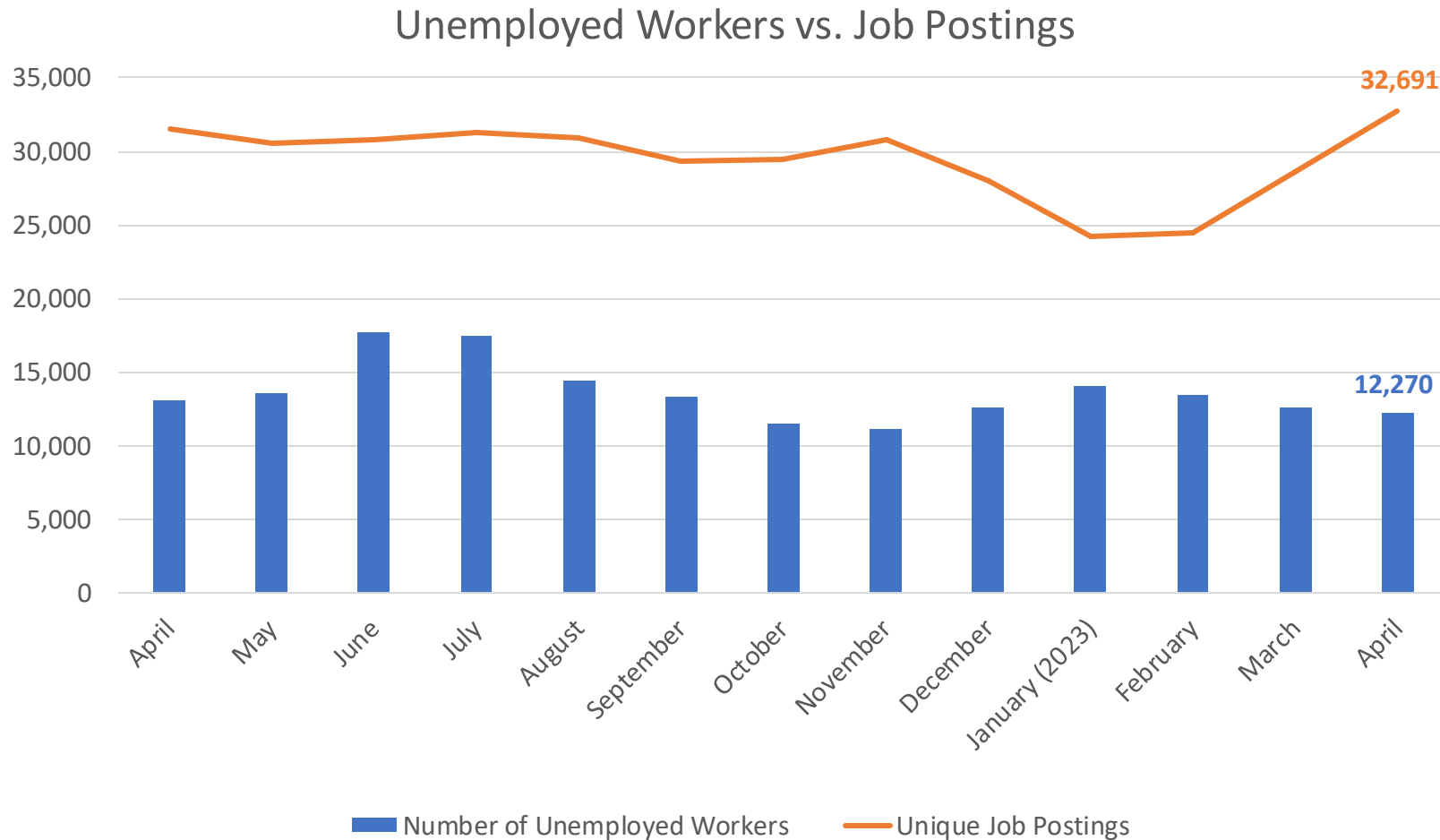
Peer Metro Job Growth

Metro	YoY Job Change	%age Change
Baton Rouge, LA	12,900	3.1%
Birmingham, AL	5,600	1.0%
Columbia, SC	2,400	0.6%
Greenville, SC	9,000	2.0%
Little Rock, AR	7,900	2.1%
Louisville, KY	14,800	2.2%
New Orleans, LA	13,000	2.3%
Lafayette, LA	2,000	1.6%

- Baton Rouge leads all peer metros again this month with 3.1% year-over-year job growth
- New Orleans has the second highest %age annual growth in jobs after Baton Rouge

Capital Region Economic Indicator Dashboard

The Metro's 2.8% unemployment rate is tied with December 2022 for the region's lowest on record

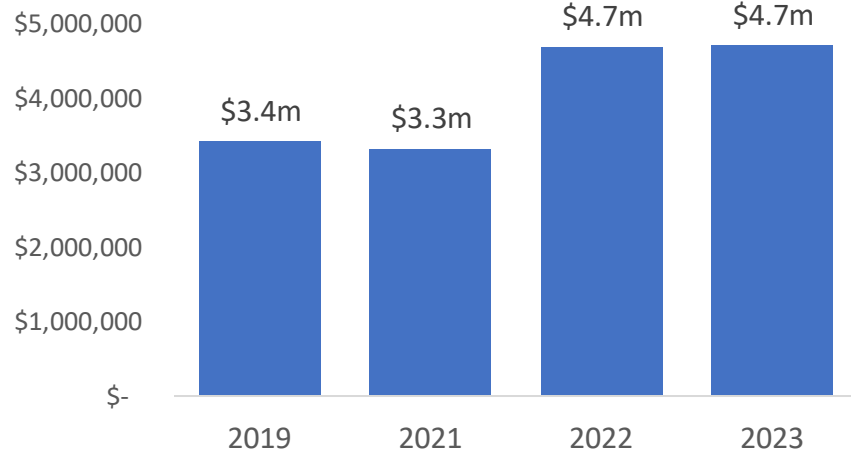


- Record-low unemployment combined with 32,000+ job postings reflects the tight labor market
- Despite the number of unemployed workers falling since January, job postings continue to increase
- Capital Region weekly unemployment claims have ticked up slightly over the past few weeks
- Administrative Assistants, Retail Sales Associates, and Assistant Managers are the top three job positions posted in April

Capital Region Economic Indicator Dashboard

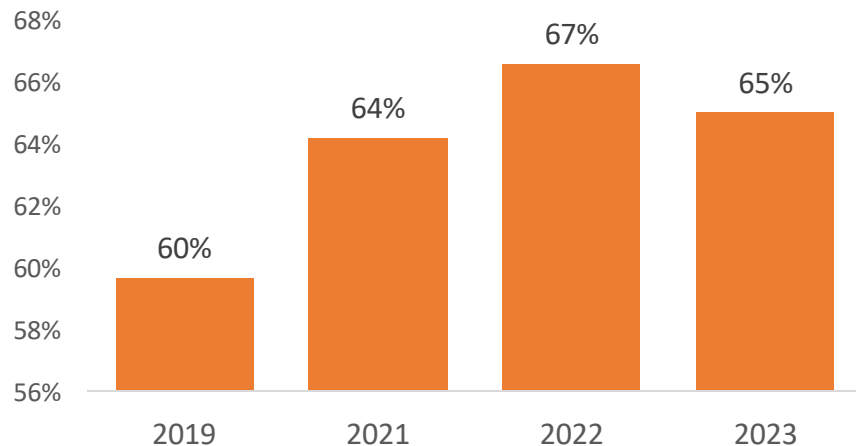
How are hotels across the Baton Rouge Metro doing?

Hotel Revenues May 14-20

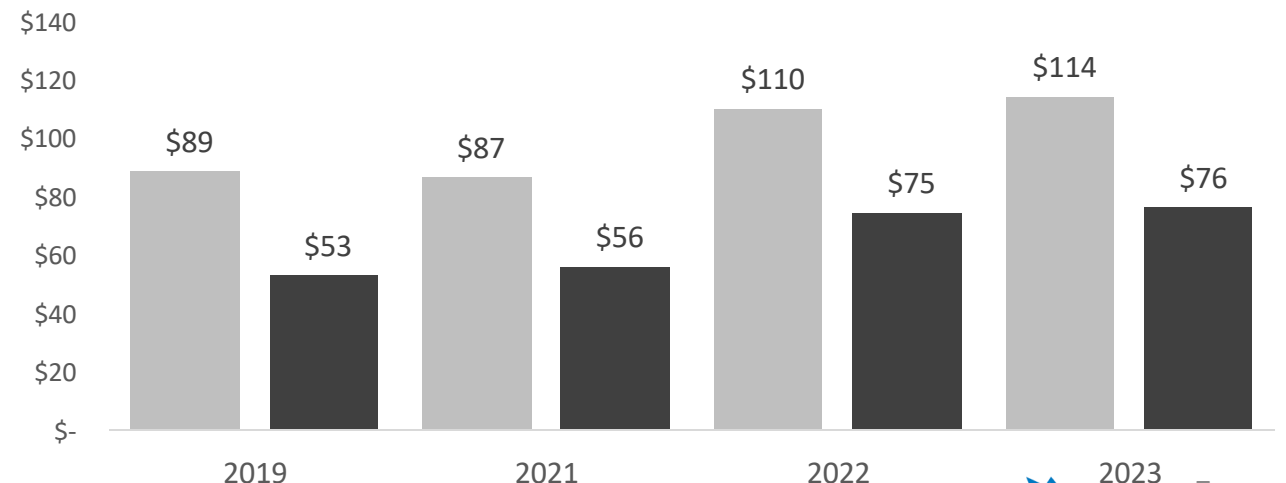


- LSU and Southern’s Graduation weekend makes occupancy levels high this time of year
- Hotel Revenues are on par with revenues from this time last year
- Average Daily Rates and Revenues Per Room are slightly higher this year than last year

Hotel Occupancy May 14-20



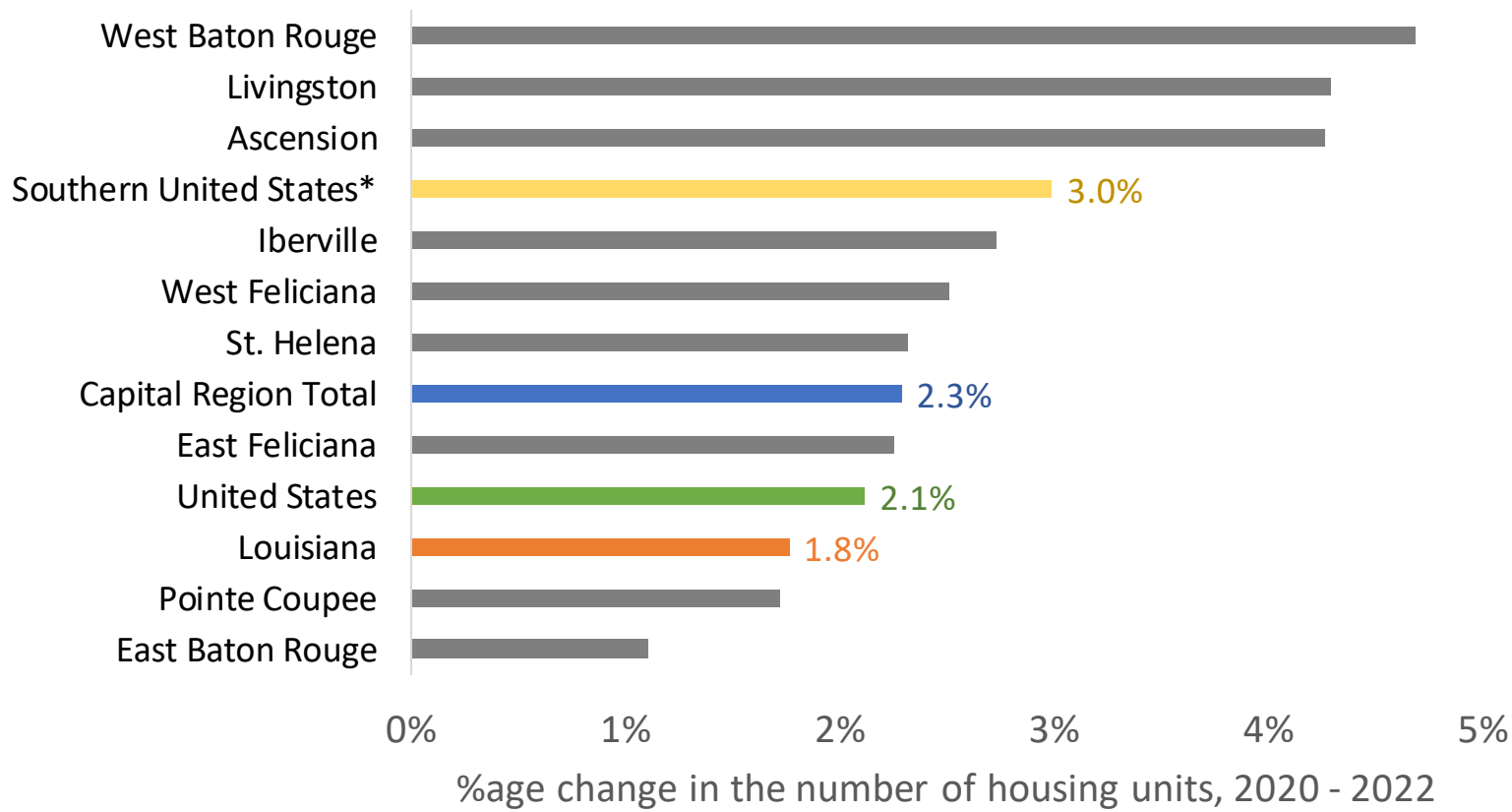
Average Daily Rates and Revenues Per Room



Capital Region Economic Indicator Dashboard

The Capital Region is growing its housing stock at a faster pace than Louisiana overall

Housing growth in the Capital Region is outpacing Louisiana and the US, but it falls behind the rest of the South



- The number of housing units in the Capital Region, which includes all single-family homes, apartments, and other dwellings, has grown 2.3% in the last 2 years
- Fast-growing suburban parishes like West Baton Rouge, Livingston, and Ascension are carrying the Capital Region's total growth
- East Baton Rouge lags the rest of the Capital Region in growing its housing stock

*Southern United States includes Texas, Oklahoma, Arkansas, Louisiana, Mississippi, Tennessee, Kentucky, Alabama, Georgia, Florida, South Carolina, North Carolina, Virginia, West Virginia, Maryland, Washington DC, and Delaware

Source: US Census Bureau's Population & Housing Unit Estimates; BRAC Analysis